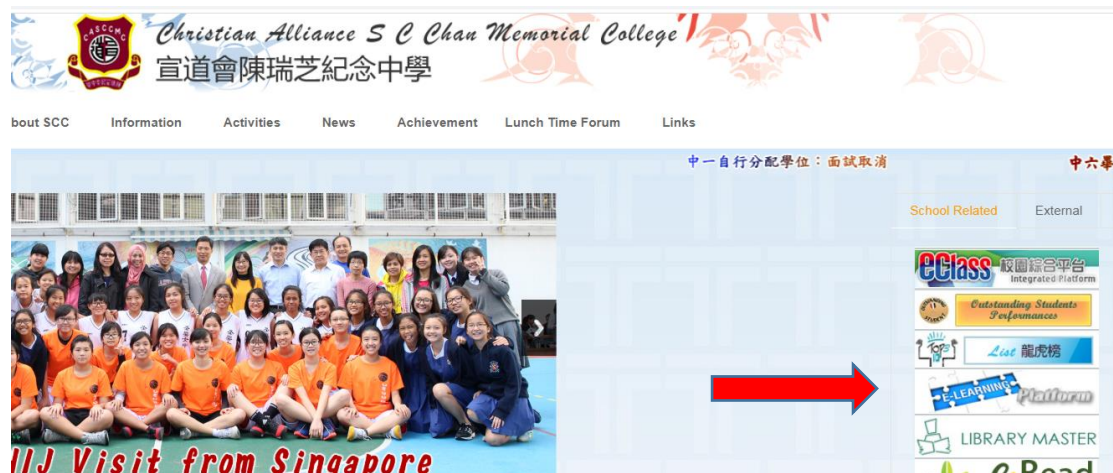


## View uploaded files in your account

office@200515

### 1. Click the eLearning Platform icon at our school website



### 2. Fill the student's info as follows:

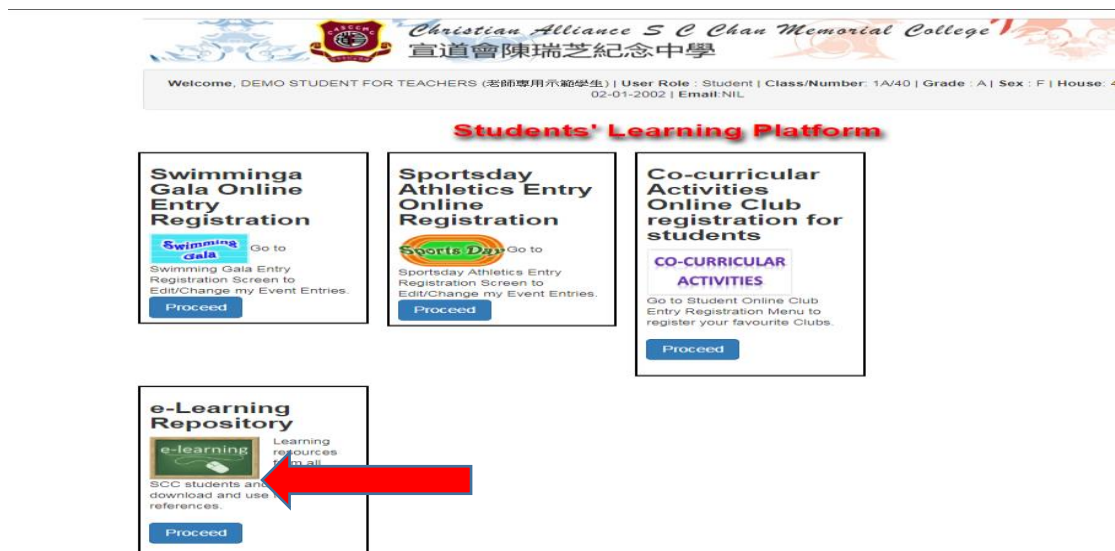
Login Name: Your school registration no

User Type: Student

Password: Your own password

Your Favourite Hobbies: Reading-sports

### 3. Click "Proceed" at the e-Learning Repository




4. Find your name and click at the “Visit Teacher’s Classroom” icon

Students' e-Learning Platform

Welcome, DEMO STUDENT FOR TEACHERS (老師專用示範學生) | User Role : Student | Class/Number: 1A/40 | Grade : / 2002 | Email: ckwchiu@scc.edu.hk

**Learning Resources for S1**

[Exit and goBack](#)



**Visit Teacher's Classroom**

(WSK) Mr. Wong Shun Ki, Aaron

[Confirm Select Teacher](#)



5. Click the file name and the file will be downloaded for viewing (Note: Folder: Colour in blue, File: Colour in black)

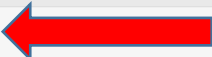
**Mr. Wong Shun Ki, Aaron's e-Learning Classroom**

[Exit Classroom](#)

1A Classroom

**Mathematics**

2020-04-28 Sample surveys.ppt



6. Done